

## KEY FACTS

### Investment Objective

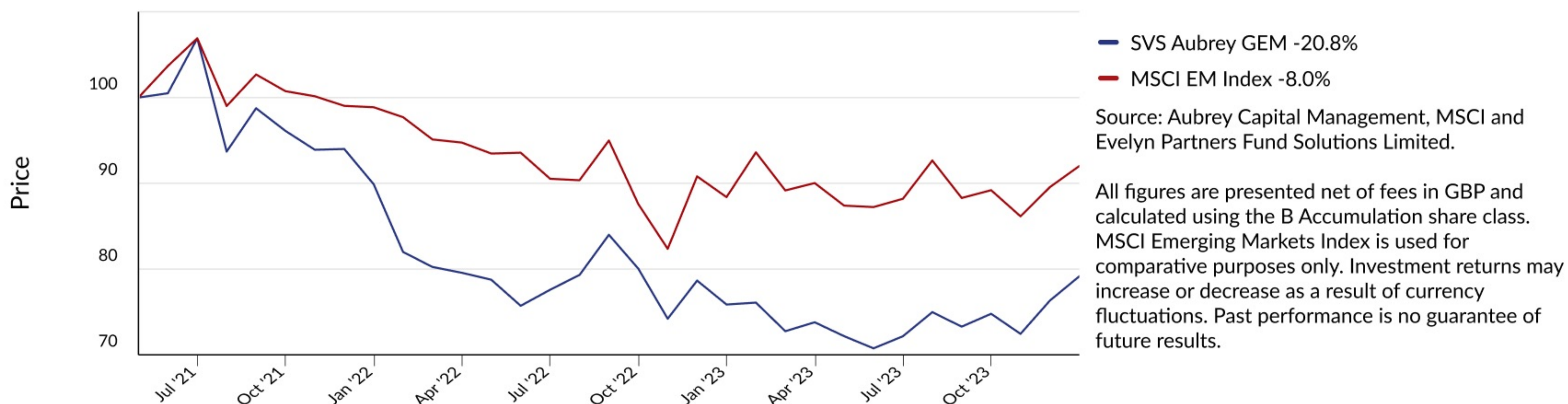
The Fund aims to achieve capital growth over the long term (5 years plus) and will invest at least 95% in shares of emerging market companies. The Investment Manager's focus is on growth companies expected to deliver increasing revenue and profit from the expansion of their business over the medium to long term. As part of its investment process, the Investment Manager integrates environmental, social and governance ("ESG") factors into its routine analysis.

### Fund Information

<b>FUND NAME</b>	SVS Aubrey Global Emerging Markets Fund	<b>INCEPTION DATE</b>	12th May 2021
<b>LEGAL FORM</b>	Open-Ended Investment Company (OEIC)	<b>FUND SIZE</b>	£10.6m
<b>UMBRELLA</b>	SVS Aubrey Capital Management Investment Funds	<b>STRATEGY SIZE</b>	£410.2m
<b>ADMINISTRATOR</b>	Evelyn Partners Fund Solutions Limited	<b>INDEX</b>	MSCI TR Net Emerging Markets GBP
<b>DOMICILE</b>	UK	<b>PRICING FREQUENCY</b>	Daily
<b>CURRENCIES</b>	GBP, USD, EUR	<b>MANAGERS</b>	Andrew Dalrymple, John Ewart, Rob Brewis

## NET PERFORMANCE

NET PERFORMANCE % AS AT 31/12/2023	1M	3M	6M	YTD	1Y	Inception
SVS Aubrey Global Emerging Markets Fund	3.7	5.8	9.7	4.3	4.3	-20.8
MSCI TR Net Emerging Markets Index	2.8	3.2	4.3	4.1	4.1	-8.0

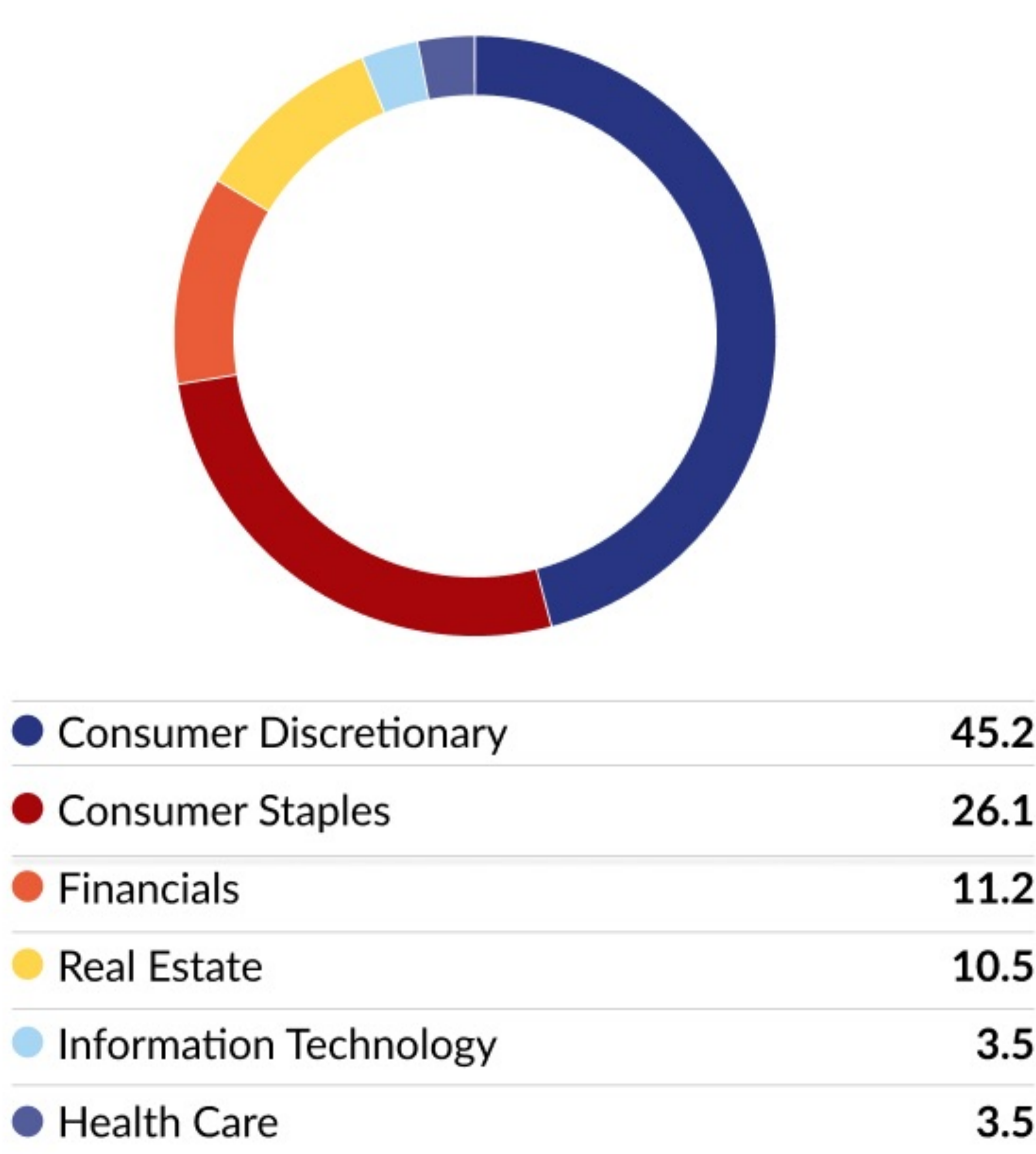


## PORTFOLIO BREAKDOWN

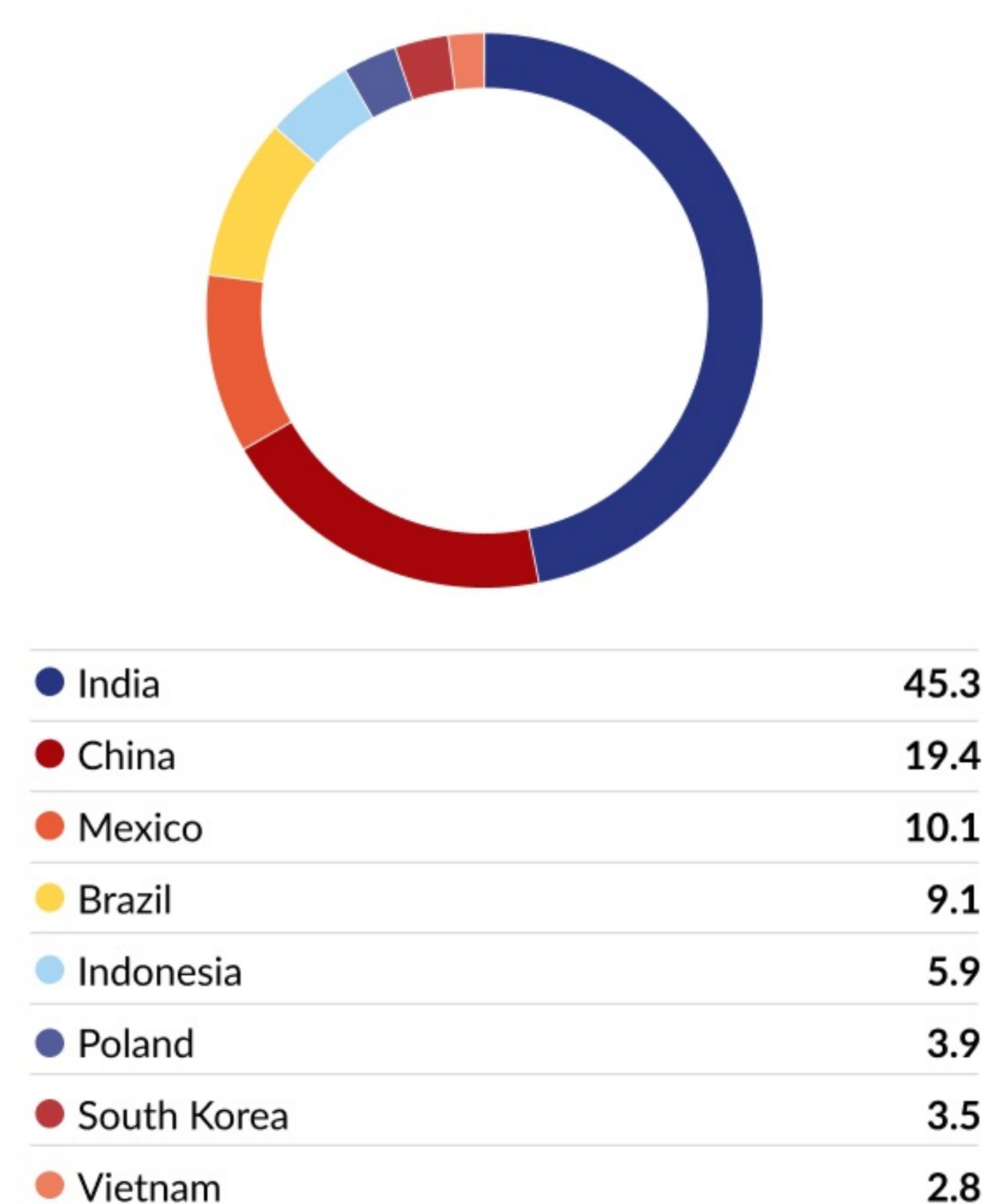
### Top 10 Positions

Company	% of Holding
Varun Beverages	4.7
Macrotech Developers	4.4
New Oriental	4.2
Dino Polska	3.8
TVS Motor	3.6
Samsung Electronics	3.5
Mercadolibre	3.5
Apollo Hospitals	3.4
Bank Rakyat	3.3
Titan	3.3
<b>Number of Holdings</b>	<b>34</b>

### Sector Allocation



### Geographic Allocation



The securities identified and described do not represent all of the securities purchased, sold or recommended for client accounts. The reader should not assume that an investment in the securities identified was or will be profitable.

### MARKETING COMMUNICATION

## AVAILABLE SHARE CLASS PRICES

SHARE CLASS	PRICE	ISIN	BLOOMBERG	MANAGEMENT FEE	ONGOING CHARGES FIGURE	MINIMUM SUBSCRIPTION	MIN. ADDITIONAL SUBSCRIPTION
B Acc GBP	79.16	GB00BNDMH797	SVGEMGA LN	0.75%	1.15%	GBP 5,000	GBP 5,000
B Acc USD	100.90	GB00BNDMH912	SVGEMUA LN	0.75%	1.15%	USD 7,000	USD 7,000

Prices in pence/cents

Ongoing charges figure (OCF) is based upon the expenses incurred but does not include transaction costs. The transaction costs for 2022 were 0.17%.

Management fee includes Aubrey's fee and excludes ACD fee.

## MANAGER'S COMMENTARY

The Fund has had a good month, with the net asset value rising by 3.7%. This compares with a gain of 2.8% for the MSCI Emerging Markets Index. For the year as a whole the Fund has risen by 4.3% which, coincidentally, is almost the same as the Index, 4.1%. Regular readers will know that the Fund dropped behind its benchmark in the first two months of 2023, owing to the strength of the semiconductor stocks which comprise a large part of the index. Because this is a consumer orientated strategy they inevitably hardly feature in our portfolio. We are encouraged that our consumer stocks have come back into their own and made up the ground lost in Q1.

India has had a remarkably good year with the BSE Sensex Index rising by 18.7%, and pleasingly, this statistic considerably understates the gains made by many of the Fund's holdings. The country is prospering, with the reforms and improvements brought about by the Modi government starting to pay handsome dividends. Inflation is under control, with beneficial effects on interest rates, the banks are in good health, and the property sector which has been in an eight year slough of despond, is reviving rapidly. The service sector in India is expanding fast, and some extremely promising investment opportunities in ecommerce are starting to appear. As a result of greatly improved infrastructure, the country is also emerging as an alternative source of investment for international companies diversifying away from China, which is keeping employment at a high level. We remain very positive on the Indian market with almost half of the portfolio there, and do not subscribe to the view put about in some quarters that the market is overvalued. The long-term opportunity is simply too compelling and exciting.

By contrast China has continued to be challenging as it has done for most of the last three years. The market has declined sharply as the economy has been very slow to normalise after the protracted Covid lockdown, and as has been well documented, the property sector is in crisis and exerting a depressing effect on consumption. The Hang Seng China Enterprises Index ended the year 13.9% lower, a statistic which looks a lot less bad than the reality, because the index was enhanced by price rises in a number of state-owned enterprises which enjoyed some government support during the year. All that said, stock valuations in China are now exceedingly low, and the Fund's holdings there are confined to sectors which seem to us to be well founded, economically important, and likely to recover strongly in due course. China is already on course to dominate the global electric vehicle industry, travel and tourism remain a top spending priority for most Chinese people, and the ecommerce and service sector is one of the most firmly established in the world.

In ASEAN we have found it difficult to find many attractive stocks. For much of the year we owned Thailand's largest private hospital operator, as well as two holdings in Indonesia, which have performed reasonably, as well as a Vietnamese residential property developer. In LATAM Mexico and Brazil became more important as the year progressed, with positions in both markets covering Coca-Cola distributors and convenience store operators, as well as one ecommerce player. All have made solid progress since they were established, and in our view the outlook for both countries is improving. In Brazil, interest rates are at extraordinarily elevated levels, especially in real terms, and look set to fall dramatically, while Mexico is enjoying the benefits of US companies relocating manufacturing away from China.

Despite the difficulties that face China, we enter 2024 in an optimistic frame of mind. As the year progresses, we expect to see inflationary pressures dissipate, due to lower energy costs and aggressive export pricing from China. As a result, interest rates are likely to fall, the US dollar to weaken, and Emerging Markets, with their low valuations and improving domestic economies to be an increasingly attractive investment destination.

## PLATFORMS

AVIVA, Embark, Fidelity, Hargreaves Lansdown, M&G, Nucleus & Transact

## RATINGS



Aubrey is gold rated in the **Global Emerging Markets** Sector by Citywire for their rolling risk adjusted performance, across the sector, over a seven year period.

MARKETING COMMUNICATION

## CONTACTS

### Investment Enquiries

EMAIL	clientservices@aubreycm.co.uk
TELEPHONE	+44 (0)131 226 2083

### Dealing Enquiries

CONTACT	Evelyn Partners Fund Solutions Limited
TELEPHONE	+44 (0)141 222 1150

### Head Office

ADDRESS	Aubrey Capital Management Limited 10 Coates Crescent Edinburgh EH3 7AL
---------	---

## ENVIRONMENTAL, SOCIAL & GOVERNANCE

Aubrey bases its measures for ESG analysis on the United Nations Global Compact. This framework provides us with a foundation for assessing corporate sustainability where we focus our analysis on four themes:

1. Human Rights: Companies should respect the internationally declared human rights laws.
2. Labour: Elimination of discrimination in the workplace as well as all forms of forced labour.
3. Environment: Encourage companies to develop and create initiatives that promote sustainability.
4. Anti-Corruption: Businesses should eliminate corruption in all forms, including bribery.

Signatory of:



## IMPORTANT INFORMATION

This is a marketing communication issued by Aubrey Capital Management Limited which is authorised and regulated by the Financial Conduct Authority. Please refer to the prospectus and the KIID before making any final investment decisions and if you are still unsure, seek independent professional advice. Investors in the Fund are exposed to fluctuations in the Fund's value, which can go down as well as up, and may be subject to significant volatility due to market conditions and changes in foreign exchange rates. Past investment performance is not an indication of future performance. The Fund aims to invest all its assets in emerging market equities which have a higher than average risk when compared to investing in more established markets as investments may be affected by local market conditions. As a result of these risks, you should ensure investment in the Fund is suitable for you.

Aubrey Capital Management has taken reasonable care to ensure the accuracy of this information at the time of publication but it is subject to change without notice and it does not in any way constitute investment advice or an offer or invitation to deal in securities. The Fund is not registered for sale in the United States and is not available to, or for the benefit of, U.S. persons as defined by U.S. securities laws.

MSCI: The MSCI information may only be used for your internal use, may not be reproduced or disseminated in any form and may not be used as a basis for or a component of any financial instruments or products or indices. None of the MSCI information is intended to constitute investment advice or a recommendation to make (or refrain from making) any kind of investment decision and may not be relied on as such. Historical data and analysis should not be taken as an indication or guarantee of any future performance analysis, forecast or prediction. The MSCI information is provided on an "as is" basis and the user of this information assumes the entire risk of any use made of this information. MSCI, each of its affiliates and each other person involved in or related to compiling, computing or creating any MSCI information (collectively, the "MSCI Parties") expressly disclaims all warranties (including, without limitation, any warranties of originality, accuracy, completeness, timeliness, non-infringement, merchantability and fitness for a particular purpose) with respect to this information. Without limiting any of the foregoing, in no event shall any MSCI Party have any liability for any direct, indirect, special, incidental, punitive, consequential (including, without limitation, lost profits) or any other damages. (www.msci.com).

Please click [here](#) to access the Fund's documentation.