

## KEY FACTS

### Investment objective

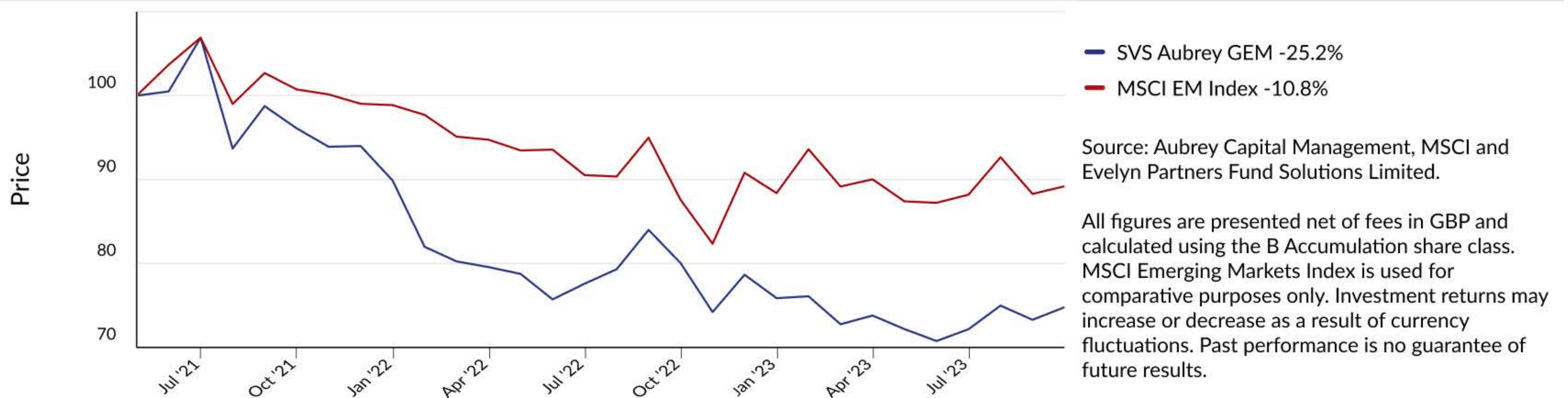
The Fund aims to achieve capital growth over the long term (5 years plus) and will invest at least 95% in shares of emerging market companies. The Investment Manager's focus is on growth companies expected to deliver increasing revenue and profit from the expansion of their business over the medium to long term. As part of its investment process, the Investment Manager integrates environmental, social and governance ("ESG") factors into its routine analysis.

### Fund Information

<b>FUND NAME</b>	SVS Aubrey Global Emerging Markets Fund	<b>INCEPTION DATE</b>	12th May 2021
<b>LEGAL FORM</b>	Open-Ended Investment Company (OEIC)	<b>FUND SIZE</b>	£12.0m
<b>UMBRELLA</b>	SVS Aubrey Capital Management Investment Funds	<b>STRATEGY SIZE</b>	£401.28m
<b>ADMINISTRATOR</b>	Evelyn Partners Fund Solutions Limited	<b>INDEX</b>	MSCI TR Net Emerging Markets GBP
<b>DOMICILE</b>	UK	<b>PRICING FREQUENCY</b>	Daily
<b>CURRENCIES</b>	GBP, USD, EUR	<b>MANAGERS</b>	Andrew Dalrymple, John Ewart, Rob Brewis

## NET PERFORMANCE

NET PERFORMANCE % AS AT 30/09/2023	1M	3M	6M	YTD	1Y	Inception
Aubrey Global Emerging Markets Fund (B Acc)	2.0	3.6	1.3	-1.4	-6.6	-25.2
MSCI TR Net Emerging Markets Index	1.0	1.1	-0.9	0.9	1.9	-10.8

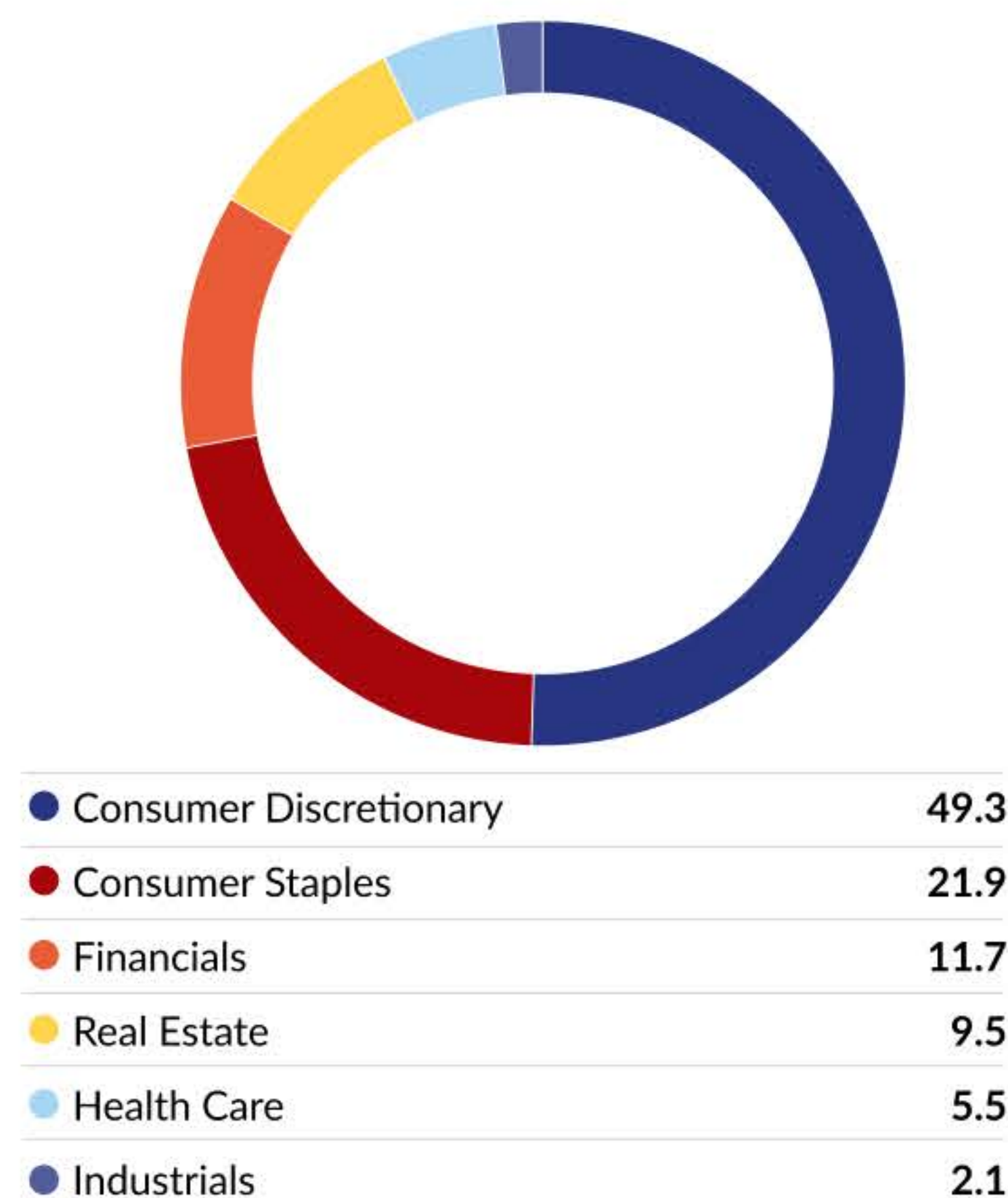


## PORTFOLIO BREAKDOWN

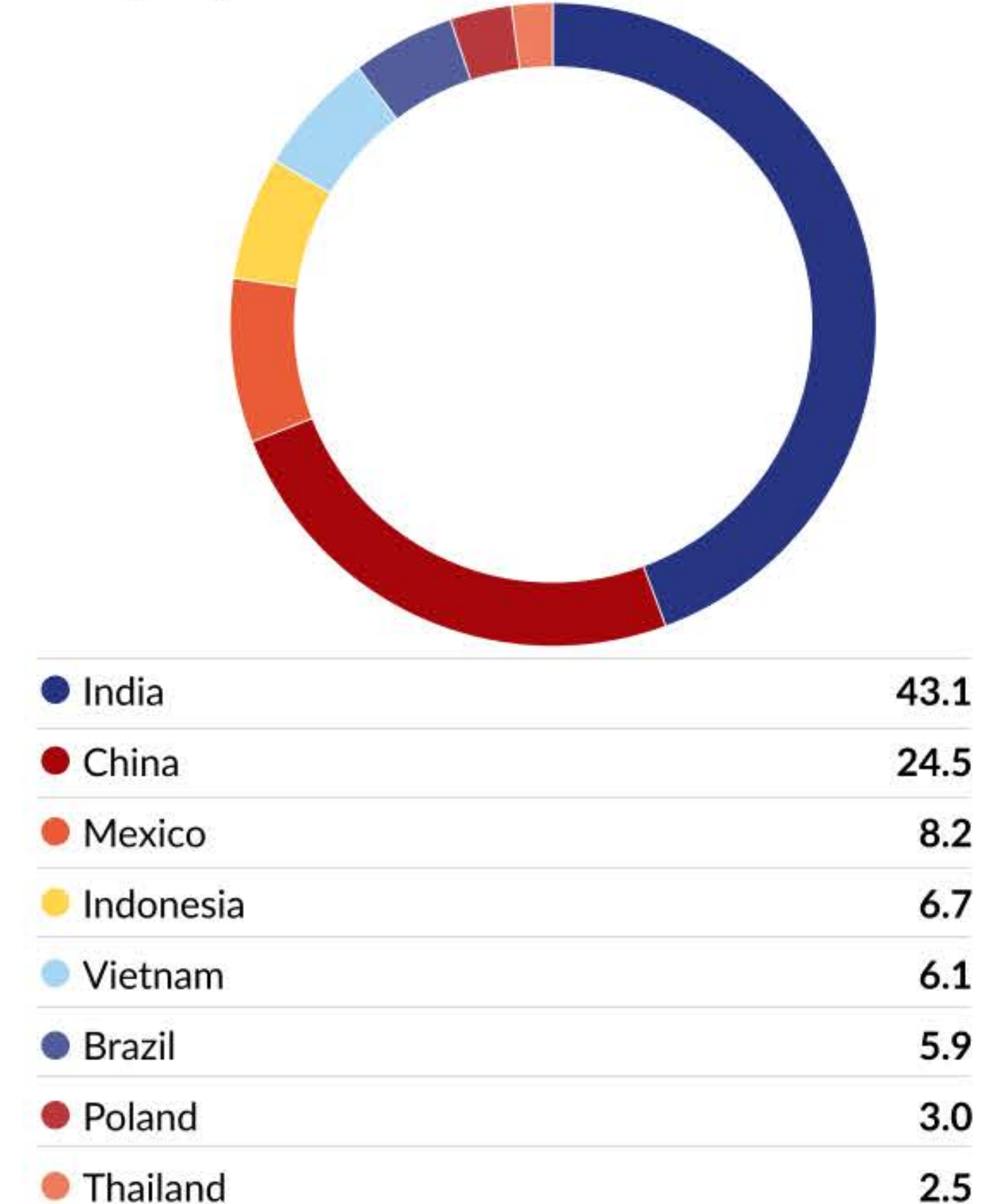
### Top 10 Positions

Company	% of Holding
Varun Beverages	5.3
Macrotech Developers	3.8
Bank Rakyat	3.7
Mercadolibre	3.5
New Oriental	3.4
Khang Dien House	3.3
Maruti Suzuki	3.1
BYD	3.1
ICICI Bank	3.0
Indian Hotels	3.0
<b>Number of Holdings</b>	<b>37</b>

### Sector Allocation



### Geographic Allocation



The securities identified and described do not represent all of the securities purchased, sold or recommended for client accounts. The reader should not assume that an investment in the securities identified was or will be profitable.

## AVAILABLE SHARE CLASS PRICES

SHARE CLASS	PRICE	ISIN	BLOOMBERG	MANAGEMENT FEE	ONGOING CHARGES FIGURE	MINIMUM SUBSCRIPTION	MIN. ADDITIONAL SUBSCRIPTION
B Acc GBP	74.79	GB00BNDMH797	SVGEMGA LN	0.75%	1.15%	GBP 5,000	GBP 5,000
B Acc USD	91.26	GB00BNDMH912	SVGEMUA LN	0.75%	1.15%	USD 7,000	USD 7,000

Prices in pence/cents

Ongoing charges figure (OCF) is based upon the expenses incurred but does not include transaction costs. The transaction costs for 2022 were 0.17%.

Management fee includes Aubrey's fee and excludes ACD fee.

## PLATFORMS

AVIVA, Embark, Fidelity, Hargreaves Lansdown, M&G, Nucleus & Transact

## MANAGER'S COMMENTARY

World stock markets were under renewed pressure in September as the Federal Reserve indicated that US interest rates were likely to remain at their current levels for some time to come, causing the 10-year Treasury Bond yield to rise sharply. In addition, an OPEC supply cut which sent the oil price sharply higher, put additional pressure on equities. In these conditions the Fund often performs relatively well, as consumer plays suffer less than the larger cyclical stocks which dominate the index. This proved to be the case in September with the Fund net asset value rising 2.0% while the MSCI Emerging Markets Index gained 1.0%.

Outperformance was largely generated by Our Indian holdings which continue to perform well. Despite initial worries that the higher oil price would keep inflation, and therefore interest rates at a higher level, Indian property stocks had a strong month. **Macrotech Developers** which is one of the largest residential developers in Mumbai rose 19.3% while **DLF**, focused on Delhi, gained 5.3%. Both stocks have risen by more than 40% so far this year. Two of the Fund's motor vehicle plays also performed well. **TVS Motors** (motorcycles), rose by 7.2% while **Maruti Suzuki**, (cars), ended the month 7.2% higher. **Apollo Hospitals**, **Varun Beverages** and **Zomato** were all around 5% higher, which in the context of a tough market was exceptionally helpful. There was little corporate news of any significance, and one portfolio change was made with the sale of **HDFC Bank** in favour of a holding in **Bajaj Finance**. Mostly due to technical reasons, the recent merger with its parent company **HDFC Ltd** has cast a shadow over **HDFC Bank**, while **Bajaj**, a leader in consumer finance, and a stock which we have successfully owned in the past, is growing faster and is a purer consumer play.

China continues to grind lower, beset by worries over the property market, a weakening currency, and diminishing foreign direct investment. All but one of the Fund's China holdings ended the month lower, although as with India, corporate news was almost non-existent. At month end the Fund had 24.5% of its assets committed to China, confined solely to ecommerce and services companies, as well as electric vehicle makers and travel and restaurants, all areas which on the basis of recent quarterly and interim results are faring well, and indeed, should benefit substantially if the economy, and sentiment improves.

Elsewhere, we met with mixed results. **Dino Polska** (Polish supermarkets), continued to decline following its results in August which revealed some margin pressure. Vietnam traded down, for no very clear reason, and both **Khang Dien House** and **Mobile World** ended the month 11.8% and 2.2% lower respectively. Our sole Thai holding, **Bumrungrad Hospital**, had another good month, rising 3.5% while hosting a very reassuring conference call. Mexico was weaker, and we used this weakness to start a holding in **Alsea** which is the franchisee for **Starbucks**, **Domino's Pizza**, and **Burger King** amongst others, and operates almost 3,000 quick service restaurants in 5 countries in Latin America. We expect it to grow earnings by over 25% next year, and in our view, the stock is attractively valued.

As we write, China is in the middle of a national holiday week, and doubtless, much ink and hot air will be expended analysing behavioural and consumption trends in the hope of spotting an improvement. We expect that the Fund's holdings are well positioned to take advantage of better times, should they arise. Meanwhile, we continue to believe that India represents an outstanding long term opportunity, with our portfolio of high quality market leading companies in a prime position to benefit from a rapidly improving economy.

## RATINGS



Aubrey is gold rated in the **Global Emerging Markets** Sector by Citywire for their rolling risk adjusted performance, across the sector, over a seven year period.



**Andrew Dalrymple** and **John Ewart** are AAA rated and **Rob Brewis** AA rated by Vadevalor as of 30/09/23

## CONTACTS

### Investment Enquiries

EMAIL [clientservices@aubreycm.co.uk](mailto:clientservices@aubreycm.co.uk)

TELEPHONE +44 (0)131 226 2083

### Dealing Enquiries

CONTACT Evelyn Partners Fund Solutions Limited

TELEPHONE +44 (0)141 222 1150

### Head Office

ADDRESS Aubrey Capital Management Limited  
10 Coates Crescent  
Edinburgh  
EH3 7AL

## ENVIRONMENTAL, SOCIAL & GOVERNANCE

Aubrey bases its measures for ESG analysis on the United Nations Global Compact. This framework provides us with a foundation for assessing corporate sustainability where we focus our analysis on four themes:

1. Human Rights: Companies should respect the internationally declared human rights laws.
2. Labour: Elimination of discrimination in the workplace as well as all forms of forced labour.
3. Environment: Encourage companies to develop and create initiatives that promote sustainability.
4. Anti-Corruption: Businesses should eliminate corruption in all forms, including bribery.

Signatory of:



## IMPORTANT INFORMATION

This is a marketing communication issued by Aubrey Capital Management Limited who are authorised and regulated by the Financial Conduct Authority. Please refer to the prospectus and the KIID before making any final investment decisions and if you are still unsure, seek independent professional advice. Investors in the Fund are exposed to fluctuations in the Fund's value, which can go down as well as up, and may be subject to significant volatility due to market conditions and changes in foreign exchange rates. Past investment performance is not an indication of future performance. The Fund aims to invest all its assets in emerging market equities which have a higher than average risk when compared to investing in more established markets as investments may be affected by local market conditions. As a result of these risks, you should ensure investment in the fund is suitable for you. Aubrey Capital Management pays a fee to Vadevalor to provide their rating service

Aubrey Capital Management has taken reasonable care to ensure the accuracy of this information at the time of publication but it is subject to change without notice and it does not in any way constitute investment advice or an offer or invitation to deal in securities. The Fund is not registered for sale in the United States and is not available to, or for the benefit of, U.S. persons as defined by U.S. securities laws.

MSCI: The MSCI information may only be used for your internal use, may not be reproduced or disseminated in any form and may not be used as a basis for or a component of any financial instruments or products or indices. None of the MSCI information is intended to constitute investment advice or a recommendation to make (or refrain from making) any kind of investment decision and may not be relied on as such. Historical data and analysis should not be taken as an indication or guarantee of any future performance analysis, forecast or prediction. The MSCI information is provided on an "as is" basis and the user of this information assumes the entire risk of any use made of this information. MSCI, each of its affiliates and each other person involved in or related to compiling, computing or creating any MSCI information (collectively, the "MSCI Parties") expressly disclaims all warranties (including, without limitation, any warranties of originality, accuracy, completeness, timeliness, non-infringement, merchantability and fitness for a particular purpose) with respect to this information. Without limiting any of the foregoing, in no event shall any MSCI Party have any liability for any direct, indirect, special, incidental, punitive, consequential (including, without limitation, lost profits) or any other damages. ([www.msci.com](http://www.msci.com)).