

KEY FACTS

Investment objective

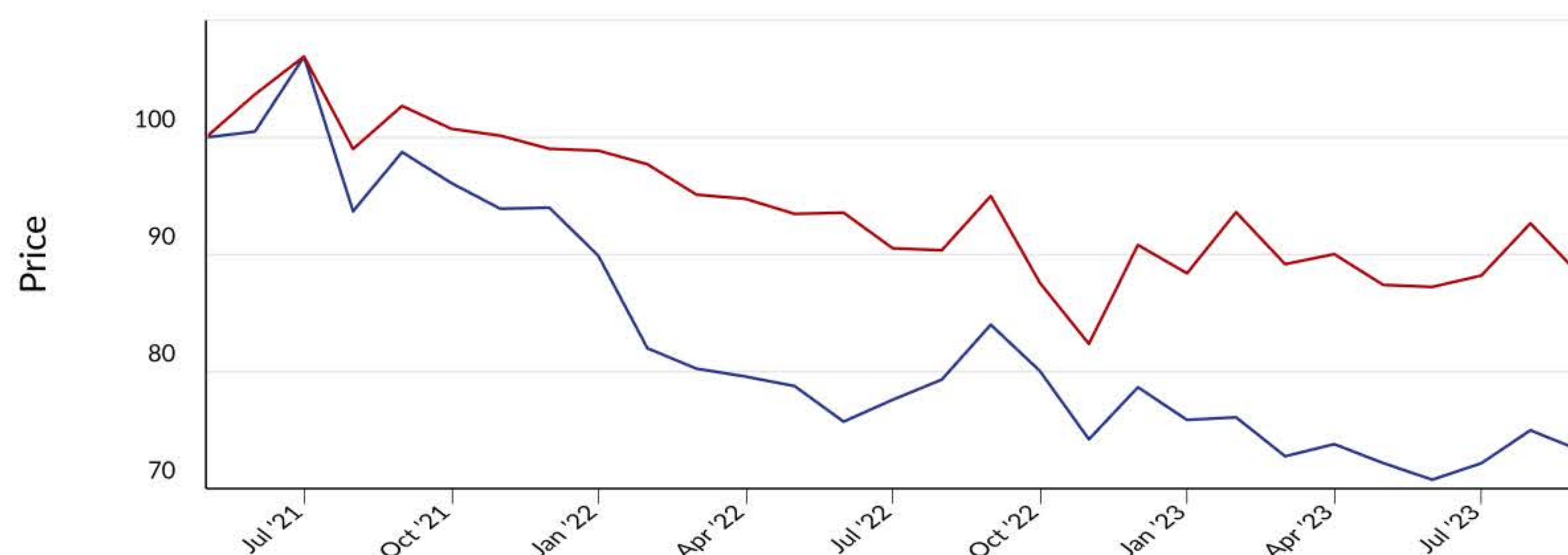
The Fund aims to achieve capital growth over the long term (5 years plus) and will invest at least 95% in shares of emerging market companies. The Investment Manager's focus is on growth companies expected to deliver increasing revenue and profit from the expansion of their business over the medium to long term. As part of its investment process, the Investment Manager integrates environmental, social and governance ("ESG") factors into its routine analysis.

Fund Information

FUND NAME	SVS Aubrey Global Emerging Markets Fund	INCEPTION DATE	12th May 2021
LEGAL FORM	Open-Ended Investment Company (OEIC)	FUND SIZE	£12.0m
UMBRELLA	SVS Aubrey Capital Management Investment Funds	STRATEGY SIZE	£393.0m
ADMINISTRATOR	Evelyn Partners Fund Solutions Limited	INDEX	MSCI TR Net Emerging Markets GBP
DOMICILE	UK	PRICING FREQUENCY	Daily
CURRENCIES	GBP, USD, EUR	MANAGERS	Andrew Dalrymple, John Ewart, Rob Brewis

NET PERFORMANCE

NET PERFORMANCE % AS AT 31/08/2023	1M	3M	6M	YTD	1Y	Inception
Aubrey Global Emerging Markets Fund (B Acc)	-2.3	3.6	0.7	-3.4	-12.8	-26.7
MSCI TR Net Emerging Markets Index	-4.7	1.2	-1.0	-0.1	-7.0	-11.7



— SVS Aubrey GEM -26.7%
— MSCI EM Index -11.7%

Source: Aubrey Capital Management, MSCI and Evelyn Partners Fund Solutions Limited.

All figures are presented net of fees in GBP and calculated using the B Accumulation share class. MSCI Emerging Markets Index is used for comparative purposes only. Investment returns may increase or decrease as a result of currency fluctuations. Past performance is no guarantee of future results.

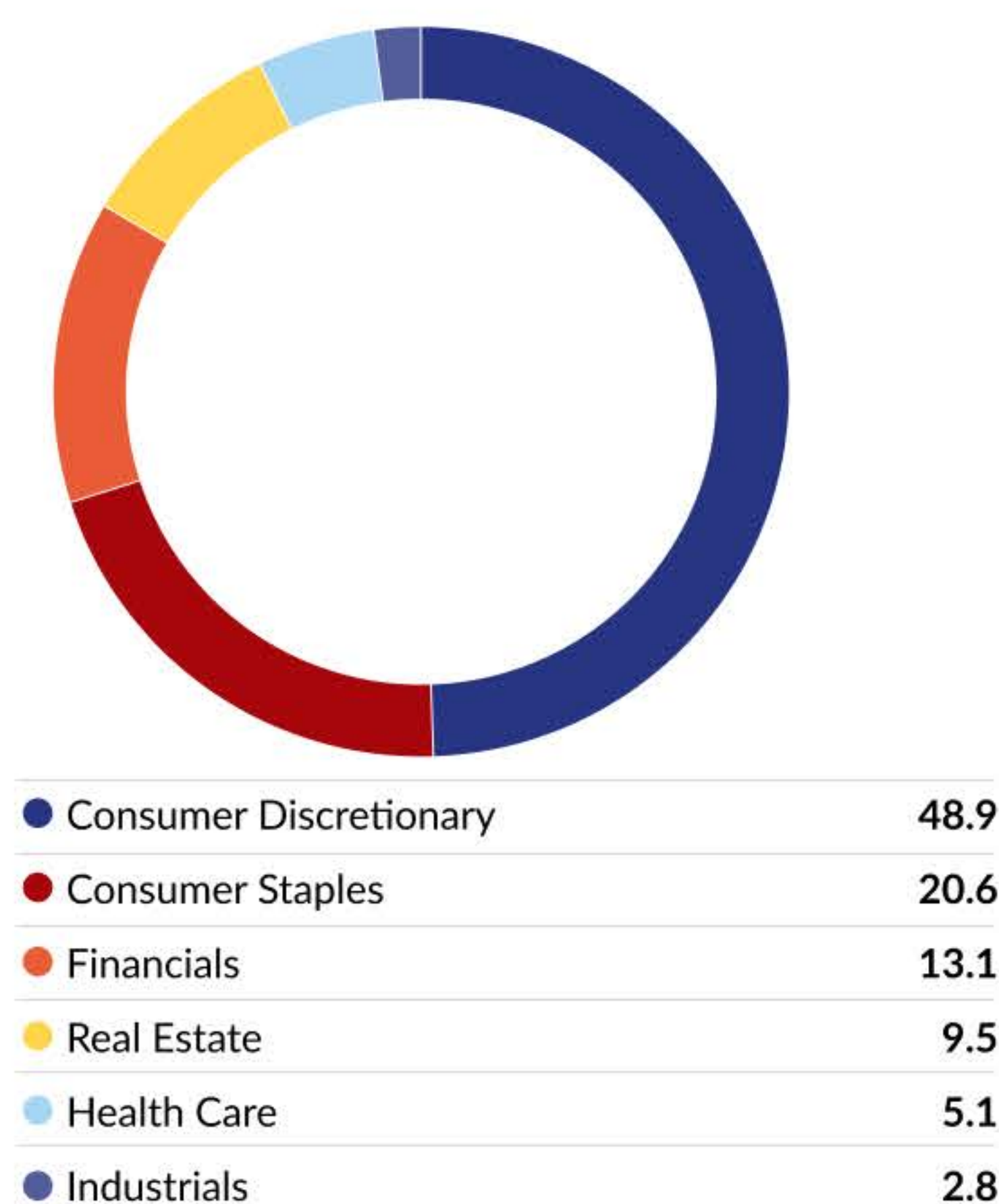
PORTFOLIO BREAKDOWN

Top 10 Positions

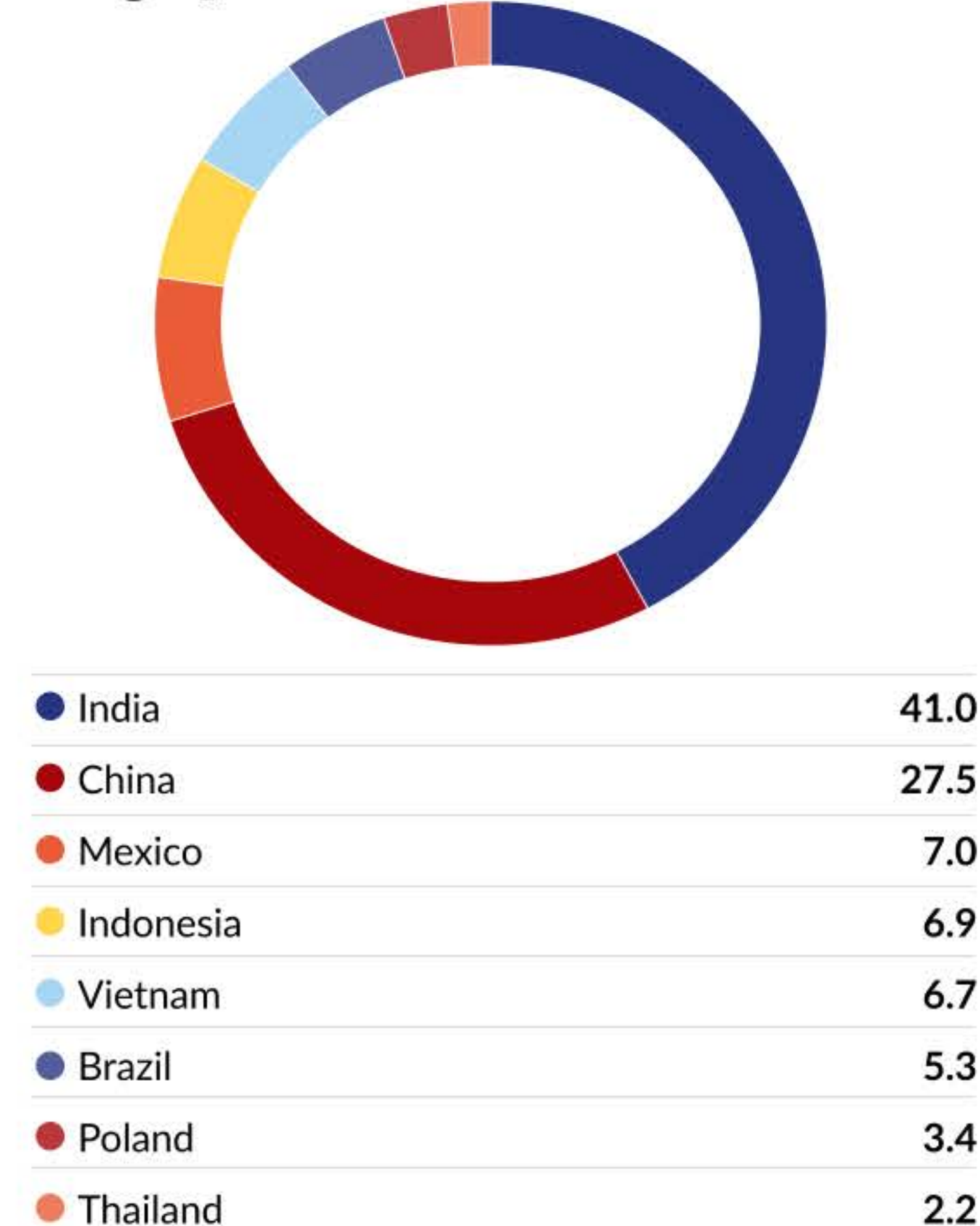
Company	% of Holding
Varun Beverages	5.0
Bank Rakyat	3.8
Khang Dien House	3.6
Dino Polska	3.3
Macrotech Developers	3.3
BYD	3.2
New Oriental Education	3.1
Indian Hotels	3.0
ICICI Bank	2.9
Alibaba	2.9
Number of Holdings	36

The securities identified and described do not represent all of the securities purchased, sold or recommended for client accounts. The reader should not assume that an investment in the securities identified was or will be profitable.

Sector Allocation



Geographic Allocation



AVAILABLE SHARE CLASS PRICES

SHARE CLASS	PRICE	ISIN	BLOOMBERG	MANAGEMENT FEE	ONGOING CHARGES FIGURE	MINIMUM SUBSCRIPTION	MIN. ADDITIONAL SUBSCRIPTION
B Acc GBP	73.29	GB00BNDMH797	SVGEMGA LN	0.75%	1.15%	GBP 5,000	GBP 5,000
B Acc USD	92.85	GB00BNDMH912	SVGEMUA LN	0.75%	1.15%	USD 7,000	USD 7,000

Prices in pence/cents

Ongoing charges figure (OCF) is based upon the expenses incurred but does not include transaction costs. The transaction costs for 2022 were 0.17%.

Management fee includes Aubrey's fee and excludes ACD fee.

PLATFORMS

AVIVA, Embark, Fidelity, Hargreaves Lansdown, M&G, Nucleus & Transact

MANAGER'S COMMENTARY

Amidst very difficult market conditions, the Fund has had a relatively good month. Although the net asset value fell by 2.3%, this was significantly less than the 4.7% decline in the MSCI Emerging Markets Index (GBP). Much of the damage was caused by news from China, where the economy is stalling in the face of a potential property crisis caused by a severe oversupply, and massively indebted development companies, many of which seem unlikely to be able to meet their financial obligations.

Indeed, Evergrande, one of the country's largest developers filed for Chapter 11 bankruptcy this month, while Country Garden is teetering on the edge of collapse, with some reports suggesting that almost all listed developers will struggle to meet their interest payments over the next year. Unsurprisingly, all of this cast a baleful shadow over the China market with the Hang Seng China Index shedding 8.5%. Property remains the biggest component of family wealth, and with price declines now accelerating, the effect on consumer confidence has become significant, while the banking system is now vulnerable to large loan defaults.

That said, there have been several quarterly reports in the last few weeks which indicate that our portfolio companies are faring well. In ecommerce and online services **VIP Shop**, **Meituan** and **Alibaba** all reported highly creditable figures, while **H World**, one of China's largest hotel operators announced a 51% increase in revenues for the second quarter, and a return to profitability. The exposure to China is now confined to ecommerce, services, travel and restaurants, as well as electric cars and motorcycles, all areas which we expect to perform well.

Outperformance this month was largely attributable to the very heavy exposure to India, which now accounts for around 40% of the portfolio. Most of the portfolio companies reported first quarter results this month. **Varun Beverages** grew sales by 13.6% and expanded its margins materially, the shares rose by 11.8% on this news. New holding **Zomato**, (meal delivery services), gained 16.1% on the back of a stellar first quarter result which delivered its first ever profitable quarter, no less than three quarters ahead of consensus expectations. **Indian Hotels** rose 6.5% following the release of first quarter figures which saw revenues and net profit more than 15% higher. The Fund's two property stocks fell back a little as inflation data gave rise to concern that interest rates might stay higher for a while longer, but set against that, **Titan** (jewellery), and **Maruti Suzuki**, (cars), also made positive contributions to the portfolio.

Outside the two main markets of India and China we met mixed, but largely positive fortunes. The best performing stock in August was Thailand's premier medical provider **Bumrungrad Hospital**. The company reported a 50% rise in net profit for the second quarter, well ahead of forecasts, even though the second quarter is typically a slow one. A rapid revision in forecasts followed, attended by a 19.9% rise in the share price. Indonesian supermarket operator **Sumber Alfaria** delivered a very solid set of interim figures with sales 11% to the good, while opening another 916 new stores in the first half of the year. The shares gained 7.4% over the month. Less helpfully, the equivalent in Poland, **Dino Polska**, one of the longest serving companies in the portfolio met some aggressive profit taking which saw the shares end the month 15.1% lower. This harsh treatment came about because of some concern about lower margins, even though its revenues rose by 34% in the second quarter.

It looks increasingly as if the fortunes of the Asian markets will depend upon the response of the Chinese government to the property and debt crisis. At present, it is not easy to see a painless way out of the situation, but a rapid deployment of fiscal stimulus and direct property support looks to be one of the few options available, and is badly needed. By contrast, we believe that the outlook for India remains very good, with an accelerating economy, inflation under control and interest rates likely to be stable or lower.

RATINGS



Aubrey is gold rated in the **Global Emerging Markets** Sector by Citywire for their rolling risk adjusted performance, across the sector, over a seven year period.



Andrew Dalrymple and **John Ewart** are AAA rated and **Rob Brewis** AA rated by Vadevalor as of 31/08/23

CONTACTS

Investment Enquiries

EMAIL	clientservices@aubreycm.co.uk
TELEPHONE	+44 (0)131 226 2083

Dealing Enquiries

CONTACT	Evelyn Partners Fund Solutions Limited
TELEPHONE	+44 (0)141 222 1150

Head Office

ADDRESS	Aubrey Capital Management Limited 10 Coates Crescent Edinburgh EH3 7AL
---------	---

ENVIRONMENTAL, SOCIAL & GOVERNANCE

Aubrey bases its measures for ESG analysis on the United Nations Global Compact. This framework provides us with a foundation for assessing corporate sustainability where we focus our analysis on four themes:

1. Human Rights: Companies should respect the internationally declared human rights laws.
2. Labour: Elimination of discrimination in the workplace as well as all forms of forced labour.
3. Environment: Encourage companies to develop and create initiatives that promote sustainability.
4. Anti-Corruption: Businesses should eliminate corruption in all forms, including bribery.

Signatory of:



IMPORTANT INFORMATION

This is a marketing communication issued by Aubrey Capital Management Limited who are authorised and regulated by the Financial Conduct Authority. Please refer to the prospectus and the KIID before making any final investment decisions and if you are still unsure, seek independent professional advice. Investors in the Fund are exposed to fluctuations in the Fund's value, which can go down as well as up, and may be subject to significant volatility due to market conditions and changes in foreign exchange rates. Past investment performance is not an indication of future performance. The Fund aims to invest all its assets in emerging market equities which have a higher than average risk when compared to investing in more established markets as investments may be affected by local market conditions. As a result of these risks, you should ensure investment in the fund is suitable for you. Aubrey Capital Management pays a fee to Vadevalor to provide their rating service

Aubrey Capital Management has taken reasonable care to ensure the accuracy of this information at the time of publication but it is subject to change without notice and it does not in any way constitute investment advice or an offer or invitation to deal in securities. The Fund is not registered for sale in the United States and is not available to, or for the benefit of, U.S. persons as defined by U.S. securities laws.

MSCI: The MSCI information may only be used for your internal use, may not be reproduced or disseminated in any form and may not be used as a basis for or a component of any financial instruments or products or indices. None of the MSCI information is intended to constitute investment advice or a recommendation to make (or refrain from making) any kind of investment decision and may not be relied on as such. Historical data and analysis should not be taken as an indication or guarantee of any future performance analysis, forecast or prediction. The MSCI information is provided on an "as is" basis and the user of this information assumes the entire risk of any use made of this information. MSCI, each of its affiliates and each other person involved in or related to compiling, computing or creating any MSCI information (collectively, the "MSCI Parties") expressly disclaims all warranties (including, without limitation, any warranties of originality, accuracy, completeness, timeliness, non-infringement, merchantability and fitness for a particular purpose) with respect to this information. Without limiting any of the foregoing, in no event shall any MSCI Party have any liability for any direct, indirect, special, incidental, punitive, consequential (including, without limitation, lost profits) or any other damages. (www.msci.com).